

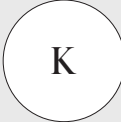









FIND YOUR RING SIZE

To find your Yaron ring size, place one of your existing rings over the circles below, matching the inside of your ring.

 <p>I</p> <p>US 4.5 EU 49.5</p>	 <p>J</p> <p>US 5 EU 50.25</p>	 <p>K</p> <p>US 5.5 EU 51.50</p>	 <p>L</p> <p>US 6 EU 52.50</p>	 <p>M</p> <p>US 6.5 EU 54</p>
 <p>N</p> <p>US 7 EU 55.25</p>	 <p>O</p> <p>US 7.5 EU 56.25</p>	 <p>P</p> <p>US 8 EU 57</p>	 <p>Q</p> <p>US 8.5 EU 57.5</p>	 <p>R</p> <p>US 9 EU 59</p>

We recommend It's always better if you have been measured properly so you know your correct ring size. Any local jeweller can do this for you. This service is usually free of charge. The following information will act as a rough guide only.

To be able to print the ring sizer accurately, please ensure you print this document at 100% scale in the printer set up.

Printing this page

Uncheck all 'Scale to Fit Page' check boxes when printing.
Place a ruler over this printed ruler—they should match up exactly.

